

Access your Flexible Spending Account online by logging into:

**www.MyFSAExpress.com**

STEP

1

CLICK THE RED "MY ACCOUNT" BUTTON PICTURED BELOW:

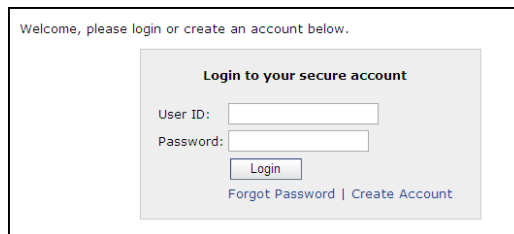


STEP

2

**LOGIN**

Enter your **User ID** and **Password** and click the "Login" button. If this is your first time accessing your account, click the "Create Account" link.



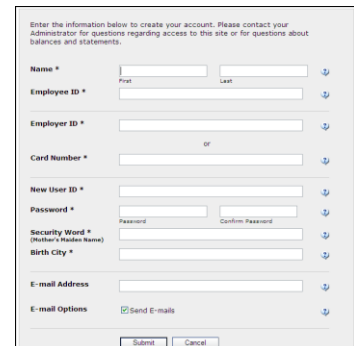
STEP

3

**CREATE ACCOUNT**

Enter your personal information and create a **User ID** and **Password** to access the site in the future. Please note:

**Employee ID:** is Social Security Number  
**Employer ID:** is BEXDELRAN

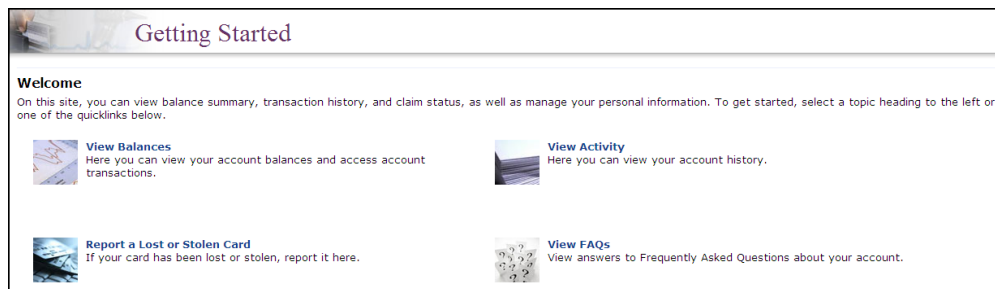


STEP

4

**REVIEW YOUR ACCOUNT!**

After logging in, you will see the Welcome Screen pictured below. From here you can view account balances, claim status, and complete an online claim form:



Please contact Benefit Express toll free at **877-837-5017** if you have questions.